

# Finding Missing Addends



NAME \_\_\_\_\_

DATE \_\_\_\_\_

## Family Note

In this lesson children played *Salute!* to practice finding missing addends, which helps them develop fluency with basic facts. Children may solve missing-addend problems by subtracting, counting up, or counting back. *Salute!* is played with three players and a deck of cards. Remove the face cards and jokers before you begin.

$$\begin{array}{ccccccc}
 3 & + & \square & = & 5 \\
 \uparrow & & \uparrow & & \uparrow \\
 \text{addend} & & \text{missing} & & \text{sum} \\
 & & \text{addend} & & 
 \end{array}$$







### Directions

1. One person is selected as the dealer. The dealer gives one card to each of the other two players.
2. Without looking at their cards, players hold them on their foreheads with the number facing out.
3. The dealer looks at both cards and says the sum of the two numbers.
4. Each player looks at the other player's card, keeping in mind the sum said by the dealer. The object is for the players to figure out the number on their own card and say it aloud.
5. After both players have said their numbers, they can look at their own cards.
6. Rotate roles and repeat the game.
7. Play continues until all cards have been used or each player has been the dealer five times.

**Please return this Home Link to school tomorrow.**

Find the missing addends for the rounds of *Salute!*



	Partner 1	Partner 2	Dealer says the sum is ...
Round 1			10
Round 2			8
Round 3			12