

Subtraction Strategy: Going Back Through 10

Home Link 3-9

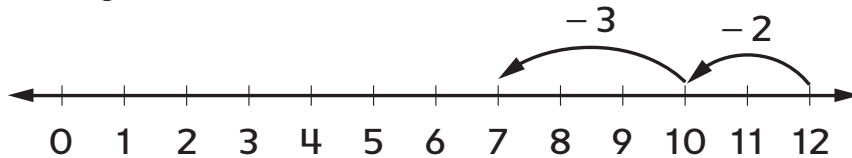
NAME _____

DATE _____

Family Note

In today's lesson your child learned a subtraction strategy called **going back through 10**. Because 10 is a friendly number that children are comfortable working with, children break the subtraction into two steps, using 10 as a breaking point. To solve $12 - 5 = ?$ your child may say:

- Start from 12, take away 2 to get to 10, and then take away 3 more to get to 7. By taking away the two parts 2 and 3, I get to 7. So the answer is $12 - 5 = 7$.

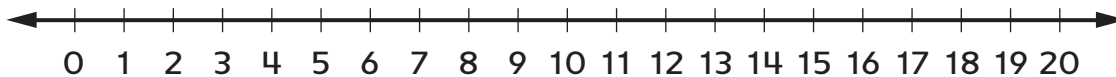


Your child may choose to use a different strategy to subtract, but it's important to expose him or her to various strategies. Help your child solve the problems below by going back through 10.

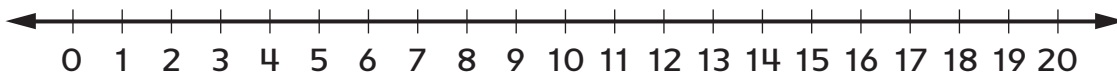
Please return this Home Link to school tomorrow.

Solve each problem using the going-back-through-10 strategy. Use the number line to show your work. Then explain your thinking.

① $13 - 4 = \underline{\hspace{2cm}}$



② $15 - 7 = \underline{\hspace{2cm}}$



Explain how you solved Problems 1-2 to someone at home.

Practice

Write the turn-around fact.

③ $3 + 5 = 8$ _____ ④ $15 = 9 + 6$ _____