

Times of Day

Family Note

Your child is learning how to tell time by writing times displayed on an analog clock (a clock with an hour hand and a minute hand) and by setting the hands on an analog clock to show specific times. Your child should have brought home a clock to use while completing the exercises on this page. Ask your child to use the clock to show you other times that don't appear here.

Please return this Home Link to school tomorrow.

- ① Use your clock to show someone at home the time you do the following activities. Write the time under each activity.



Eat dinner

Go to bed

Get up

Eat lunch

_____ : _____

_____ : _____

_____ : _____

_____ : _____


Write the time.

②




_____ : _____

③




_____ : _____

④



_____ : _____

⑤

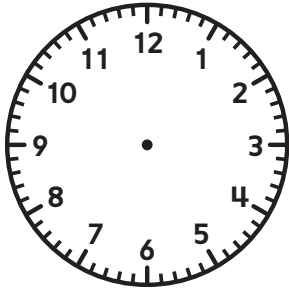


_____ : _____

Times of Day (continued)

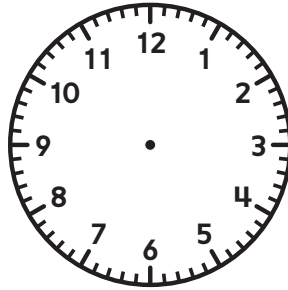
Draw the hands to match the time.

⑥



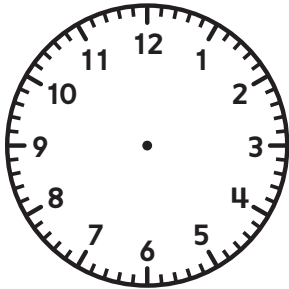
9:30

⑦



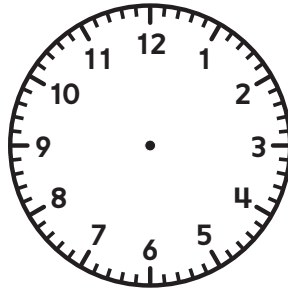
4:05

⑧



12:45

⑨



2:40

Practice

Solve the facts.

⑩ $7 + 5 = \underline{\quad}$

⑪ $\underline{\quad} + 6 = 14$

⑫ $3 + \underline{\quad} = 10$

⑬ $4 + 9 = \underline{\quad}$