

Making Trades to Subtract






NAME _____

DATE _____

Family Note

In this lesson your child learned about subtracting multidigit numbers using base-10 blocks. Your child also used ballpark estimates to check whether answers made sense. When using base-10 blocks to subtract, children first check if they need to make any trades. All trades are made before any subtraction is done. Trading first allows children to concentrate on one thing at a time.

Example: $62 - 36 = ?$

- Make a ballpark estimate: 62 is close to 60, and 36 is close to 40, so one estimate is $60 - 40 = 20$.
- Sketch 62 using base-10 shorthand: 
- Are there enough longs and cubes to remove 3 longs and 6 cubes (36)? No, so you need to trade.
- Trade 1 long for 10 cubes: 
- Does the sketch still show 62? Yes.
- Can we remove the blocks now to help subtract 36? Yes.
- Remove them. 
- Count the longs and cubes that are left. The answer is 26.
- Check to see whether the answer makes sense. The ballpark estimate of 20 is close to the answer of 26, so 26 is a reasonable answer.

Please return this Home Link to school tomorrow or as requested by the teacher.

$$\begin{array}{r} \textcircled{1} \quad 53 \\ - 34 \\ \hline \end{array}$$

$$\begin{array}{r} \textcircled{2} \quad 64 \\ - 28 \\ \hline \end{array}$$



Ballpark estimate: _____

Ballpark estimate: _____

Sketch 53 using base-10 shorthand. Solve the problem. Show your work.

Sketch 64 using base-10 shorthand. Solve the problem. Show your work.

Answer: _____

Answer: _____

Explain to someone how you know your answers make sense.